



## CANISTER CONTACT HEIGHT GAUGE OPERATION MANUAL

### CANISTER CONTACT HEIGHT GAUGE

**Model:**

GP-GG-CH-002

**Application:**

This gauge is used to measure the canister contact height on standard aerosol canister.



**Calibration:**

Using the calibration gauge provided, verify that the gauge reads the same measurement as shown in the calibration gauge (see Figure 1 and 2). If necessary, loosen the set screw 'A' as shown in Figure 1 and adjust the gauge in order to calibrate the gauge. Tighten the set screw once calibration is completed.




Figure 1: Calibration gauge




Figure 2: Calibration method




Figure 3: Using method

**Measuring method:**

Refer to Figure 3, press the button 'B' and tilt the gauge slightly before slipping it into the canister. Rotate the gauge slightly to ensure good contacts between the measuring legs and the canister. To remove the gauge from the canister, press the button 'B' and tilt the gauge slightly before pulling it out from the canister.